

# Holding of Specified Securities

## Annexure - I

1. Name of Listed Entity:	SHRADHA INFRAPROJECTS (NAGPUR) LTD		
2. Scrip Code/Name of Scrip/Class of Security			
3. Share Holding Pattern Filed under: Reg. 31(1)(a)/Reg. 31(1)(b)/Reg.31(1)(c)			
a. If under 31(1)(b) then indicate the report for Quarter ending	30-12-2017		
b. If under 31(1)(c) then indicate date of allotment/extinguishment			
4. Declaration: The Listed entity is required to submit the following declaration to the extent of submission of information:-			

	Particulars	Yes*
1	Whether the Listed Entity has issued any partly paid up shares?	
2	Whether the Listed Entity has issued any Convertible Securities or Warrants?	
3	Whether the Listed Entity has any shares against which depository receipts are issued?	
4	Whether the Listed Entity has any shares in locked-in?	
5	Whether any shares held by promoters are pledge or otherwise encumbered?	

\* If the Listed Entity selects the option 'No' for the questions above, the columns for the partly paid up shares, Outstanding Cor Securities/Warrants, depository receipts, locked-in shares, No of shares pledged or otherwise encumbered by promoters, as applicable, shall not be displayed at the time of dissemination on the Stock Exchange website. Also wherever there is 'No' dec by Listed Entity in above table the values will be considered as 'Zero' by default on submission of the format of holding of spec securities.



Table I - SUMMARY STATEMENT HOLDING OF SPECIFIED SECURITIES

Category (I)	Category of shareholder (II)	No.s of Share holders (III)	No. of fully paid up equity Share held (IV)	No.s of Partly paid-up equity Share held (V)	No. of shares underlying Depository Receipts (VI)	Total nos. shares held (VII) = (IV)+(V)+(VI)	Shareholding as a % of total no. of shares (calculated as per SCRR, 1957) (VII) As a % of (A+B+C2)	Number of Voting Rights held in each class of securities (IX)			No. of Shares Underlying Outstanding convertible securities (including Warrants) (X)	Shareholding, as a % assuming full conversion of convertible securities (as a % of diluted share capital) (X) = (VII) + (X) As a % of (A+B+C2)	Number of Locked in shares (XII)		Number of Shares pledged or otherwise encumbered (XIII)		Number of equity shares held in dematerialized form (XIV)	
								No of Voting Rights		Total as a % of (A+B+C)			No. (a)	As a % of total shares held (b)	No. (a)	As a % of total shares held (b)		
								Class Equity x	Class Others y									Total
(A)	Promoter & Promoter Group	7	6938568	0	0	6938568	71.9577	6938568	0	6938568	71.9577	0	6938568	100.0000	0	0.0000	6938568	
(B)	Public	417	2704000	0	0	2704000	28.0423	2704000	0	2704000	28.0423	0	0.0000	0	0.0000	NA	NA	2704000
(C)	Non Promoter-Non Public	0	0	0	0	0	0	0	0	0	0.0000	0	0.0000	0	0.0000	NA	NA	0
(C1)	Shares underlying DRs	0	0	0	0	0	NA	0	0	0	0.0000	0	0.0000	0	0.0000	NA	NA	0
(C2)	Shares held by Employee Trusts	0	0	0	0	0	0	0	0	0	0.0000	0	0.0000	0	1.0000	NA	NA	0
	<b>Total</b>	<b>424</b>	<b>9642568</b>	<b>0</b>	<b>0</b>	<b>9642568</b>		<b>9642568</b>	<b>0</b>	<b>9642568</b>	<b>100.0000</b>	<b>6938568</b>	<b>71.9577</b>					<b>9642568</b>




Table II - STATEMENT SHOWING SHAREHOLDING PATTERN OF THE PROMOTER AND PROMOTER GROUP

Category & Name of the shareholders (I)	PAN (II)	No of Share holders (III)	No of fully paid up equity Shares held (IV)	Partly paid-up equity Share held (V)	No. of shares underlying Depository Receipts (VI)	Total nos. shares held (VII)= (IV)+(V)+(VI)	Shareholding % calculated as per SCRR, 1957 As a % of (A+B+C2) (VIII)	Number of Voting Rights held in each class of securities (X)			No. of Shares Underlying Outstanding convertible securities (Including Warrants) (X)	Shareholding, as a % assuming full conversion of convertible securities (as a % of diluted share capital) (XI)=(VII)+(X) As a % of (A+B+C2)	Number of Locked in shares (XII)		Number of Shares pledged or otherwise encumbered (XIII)		Number of equity shares held in dematerialized form (XIV)	
								No of Voting Rights		Total as a % of (A+B+C)			No. (a)	As a % of total shares held (b)	No. (a)	As a % of total shares held (b)		
								Class Equity X	Class Others Y									Total
<b>1 Indian</b>																		
<b>(a) Individuals/Hindu undivided Family</b>																		
SUNIL RAISONI	AAFHS7439Q	1	260000	0	0	260000	2.6964	260000	0	260000	2.6964	0	2.6964	260000	100.0000	0	0.0000	260000
SUNIL RAISONI	AAQPR2672D	1	993200	0	0	993200	10.3002	993200	0	993200	10.3002	0	10.3002	993200	100.0000	0	0.0000	993200
<b>Total</b>		<b>2</b>	<b>1253200</b>	<b>0</b>	<b>0</b>	<b>1253200</b>	<b>12.9965</b>	<b>1253200</b>	<b>0</b>	<b>1253200</b>	<b>12.9965</b>	<b>0</b>	<b>12.9965</b>	<b>1253200</b>	<b>100.0000</b>	<b>0</b>	<b>0.0000</b>	<b>1253200</b>
<b>(b) Central Government/State Government(s)</b>																		
		0	0	0	0	0	0.0000	0	0	0	0.0000	0	0.0000	0	0.0000	0	0.0000	0
<b>Total</b>		<b>0</b>	<b>0</b>	<b>0</b>	<b>0</b>	<b>0</b>	<b>0.0000</b>	<b>0</b>	<b>0</b>	<b>0</b>	<b>0.0000</b>	<b>0</b>	<b>0.0000</b>	<b>0</b>	<b>0.0000</b>	<b>0</b>	<b>0.0000</b>	<b>0</b>
<b>(c) Financial Institutions/Banks</b>																		
		0	0	0	0	0	0.0000	0	0	0	0.0000	0	0.0000	0	0.0000	0	0.0000	0
<b>Total</b>		<b>0</b>	<b>0</b>	<b>0</b>	<b>0</b>	<b>0</b>	<b>0.0000</b>	<b>0</b>	<b>0</b>	<b>0</b>	<b>0.0000</b>	<b>0</b>	<b>0.0000</b>	<b>0</b>	<b>0.0000</b>	<b>0</b>	<b>0.0000</b>	<b>0</b>
<b>(d) Any Other (BODIES CORPORATE)</b>																		
FEMINA INFRASTRUCTURES PRIVATE LIMITED	AAACF7381E	1	122642	0	0	122642	1.2719	122642	0	122642	1.2719	0	1.2719	122642	100.0000	0	0.0000	122642
RIAN DIAGONISTIC PRIVATE LIMITED	AABCG0742R	1	1378000	0	0	1378000	14.2908	1378000	0	1378000	14.2908	0	14.2908	1378000	100.0000	0	0.0000	1378000
MILLIA TRADING PRIVATE LIMITED	AABCM7034L	1	122642	0	0	122642	1.2719	122642	0	122642	1.2719	0	1.2719	122642	100.0000	0	0.0000	122642
SGR HOLDINGS PVT LTD	AABCS9011R	1	2450084	0	0	2450084	25.4090	2450084	0	2450084	25.4090	0	25.4090	2450084	100.0000	0	0.0000	2450084
SHRADHA INDUSTRIES LIMITED	AACCS7954A	1	1612000	0	0	1612000	16.7175	1612000	0	1612000	16.7175	0	16.7175	1612000	100.0000	0	0.0000	1612000
<b>Total</b>		<b>5</b>	<b>5685368</b>	<b>0</b>	<b>0</b>	<b>5685368</b>	<b>58.9611</b>	<b>5685368</b>	<b>0</b>	<b>5685368</b>	<b>58.9611</b>	<b>0</b>	<b>58.9611</b>	<b>5685368</b>	<b>100.0000</b>	<b>0</b>	<b>0.0000</b>	<b>5685368</b>
<b>Sub-Total (A)(1)</b>		<b>7</b>	<b>6938568</b>	<b>0</b>	<b>0</b>	<b>6938568</b>	<b>71.9577</b>	<b>6938568</b>	<b>0</b>	<b>6938568</b>	<b>71.9577</b>	<b>0</b>	<b>71.9577</b>	<b>6938568</b>	<b>100.0000</b>	<b>0</b>	<b>0.0000</b>	<b>6938568</b>
<b>2 Foreign</b>																		
<b>(a) Individuals (Non-Resident individuals/Foreign Individuals)</b>																		
		0	0	0	0	0	0.0000	0	0	0	0.0000	0	0.0000	0	0.0000	0	0.0000	0
<b>Total</b>		<b>0</b>	<b>0</b>	<b>0</b>	<b>0</b>	<b>0</b>	<b>0.0000</b>	<b>0</b>	<b>0</b>	<b>0</b>	<b>0.0000</b>	<b>0</b>	<b>0.0000</b>	<b>0</b>	<b>0.0000</b>	<b>0</b>	<b>0.0000</b>	<b>0</b>
<b>(b) Government</b>																		
		0	0	0	0	0	0.0000	0	0	0	0.0000	0	0.0000	0	0.0000	0	0.0000	0
<b>Total</b>		<b>0</b>	<b>0</b>	<b>0</b>	<b>0</b>	<b>0</b>	<b>0.0000</b>	<b>0</b>	<b>0</b>	<b>0</b>	<b>0.0000</b>	<b>0</b>	<b>0.0000</b>	<b>0</b>	<b>0.0000</b>	<b>0</b>	<b>0.0000</b>	<b>0</b>
<b>(c) Institutions</b>																		
		0	0	0	0	0	0.0000	0	0	0	0.0000	0	0.0000	0	0.0000	0	0.0000	0
<b>Total</b>		<b>0</b>	<b>0</b>	<b>0</b>	<b>0</b>	<b>0</b>	<b>0.0000</b>	<b>0</b>	<b>0</b>	<b>0</b>	<b>0.0000</b>	<b>0</b>	<b>0.0000</b>	<b>0</b>	<b>0.0000</b>	<b>0</b>	<b>0.0000</b>	<b>0</b>
<b>(d) Foreign Portfolio Investor</b>																		
		0	0	0	0	0	0.0000	0	0	0	0.0000	0	0.0000	0	0.0000	0	0.0000	0
<b>Total</b>		<b>0</b>	<b>0</b>	<b>0</b>	<b>0</b>	<b>0</b>	<b>0.0000</b>	<b>0</b>	<b>0</b>	<b>0</b>	<b>0.0000</b>	<b>0</b>	<b>0.0000</b>	<b>0</b>	<b>0.0000</b>	<b>0</b>	<b>0.0000</b>	<b>0</b>
<b>Sub-Total (A)(2)</b>		<b>0</b>	<b>0</b>	<b>0</b>	<b>0</b>	<b>0</b>	<b>0.0000</b>	<b>0</b>	<b>0</b>	<b>0</b>	<b>0.0000</b>	<b>0</b>	<b>0.0000</b>	<b>0</b>	<b>0.0000</b>	<b>0</b>	<b>0.0000</b>	<b>0</b>
<b>Total Shareholding of Promoter and Promoter Group (A) = (A)(1)+(A)(2)</b>		<b>7</b>	<b>6938568</b>	<b>0</b>	<b>0</b>	<b>6938568</b>	<b>71.9577</b>	<b>6938568</b>	<b>0</b>	<b>6938568</b>	<b>71.9577</b>	<b>0</b>	<b>71.9577</b>	<b>6938568</b>	<b>100.0000</b>	<b>0</b>	<b>0.0000</b>	<b>6938568</b>

Details of Shares which remain unclaimed may be given here along with details such as number of shareholders, outstanding shares held in demat/unclaimed suspense account, voting rights which are frozen etc.

Note:

(1) PAN would not be displayed on website of Stock Exchange(s).

(2) The term "Encumbrance" has the same meaning as assigned under regulation 28(3) of SEBI (Substantial Acquisition of Shares and Takeovers) Regulations, 2011.




Table III - STATEMENT SHOWING SHAREHOLDING PATTERN OF THE PUBLIC SHAREHOLDER

Category & Name of the shareholders (I)	PAN (II)	No. of Share holders (III)	No. of fully paid up equity Shares held (IV)	Partly paid-up equity Shares held (V)	No. of shares underlying Depository Receipts (VI)	Total nos. shares held (VII) = (IV)+(V)+(VI)	Shareholding % calculated as per SCRR, 1957 As a % of (A+B+C2) (VIII)	Number of Voting Rights held in each class of securities (IX)			No. of Shares Underlying Outstanding convertible securities (including Warrants) (X)	Total Shareholding, as a % assuming full conversion of convertible securities (as a percentage of diluted share capital) (XI) = (VII)+(X) As a % of (A+B+C2)	Number of Locked in shares (XII)		Number of Shares pledged or otherwise encumbered (XIII)		Number of equity shares held in dematerialized form (XIV)	
								No of Voting Rights		Total as a % of Total Voting Rights			No. (a)	As a % of total shares held (b)	No. (Not applicable) (a)	As a % of total shares held (b)		
								Class Equity x	Class Others y									Total
<b>1 Institutions</b>																		
(a) Mutual Funds		0	0	0	0	0	0.0000	0	0	0	0.0000	0	0.0000	0	0.0000	NA	NA	0
(b) Venture Capital Funds		0	0	0	0	0	0.0000	0	0	0	0.0000	0	0.0000	0	0.0000	NA	NA	0
(c) Alternate Investment Funds		0	0	0	0	0	0.0000	0	0	0	0.0000	0	0.0000	0	0.0000	NA	NA	0
(d) Foreign Venture Capital Investors		0	0	0	0	0	0.0000	0	0	0	0.0000	0	0.0000	0	0.0000	NA	NA	0
(e) Foreign Portfolio Investors		0	0	0	0	0	0.0000	0	0	0	0.0000	0	0.0000	0	0.0000	NA	NA	0
(f) Financial Institution/Banks		0	0	0	0	0	0.0000	0	0	0	0.0000	0	0.0000	0	0.0000	NA	NA	0
(g) Insurance Companies		0	0	0	0	0	0.0000	0	0	0	0.0000	0	0.0000	0	0.0000	NA	NA	0
(h) Provident Funds/ Pension Funds		0	0	0	0	0	0.0000	0	0	0	0.0000	0	0.0000	0	0.0000	NA	NA	0
SUB TOTAL (B)(1)		0	0	0	0	0	0.0000	0	0	0	0.0000	0	0.0000	0	0.0000	NA	NA	0
<b>2 Central / State government(s)</b>																		
(a) Central Government/ State Government(s)/President of India		0	0	0	0	0	0.0000	0	0	0	0.0000	0	0.0000	0	0.0000	NA	NA	0
SUB TOTAL (B)(2)		0	0	0	0	0	0.0000	0	0	0	0.0000	0	0.0000	0	0.0000	NA	NA	0
<b>3 Non-Institutions</b>																		
(a) Individuals - i. Individual shareholders holding nominal share capital up to Rs. 2 lakhs.		372	912000	0	0	912000	9.4581	912000	0	912000	9.4581	0	9.4581	0	0.0000	NA	NA	912000
(a) INDIVIDUAL - ii. Individual shareholders holding nominal share capital in excess of Rs. 2 lakhs.		9	551000	0	0	551000	5.7142	551000	0	551000	5.7142	0	5.7142	0	0.0000	NA	NA	551000
SHILPA MALOO	AEYPM6599L	1	165000	0	0	165000	1.7112	165000	0	165000	1.7112	0	1.7112	0	0.0000	NA	NA	165000
(b) NBFCs registered with RBI		0	0	0	0	0	0.0000	0	0	0	0.0000	0	0.0000	0	0.0000	NA	NA	0
(c) Employee Trusts		0	0	0	0	0	0.0000	0	0	0	0.0000	0	0.0000	0	0.0000	NA	NA	0
(d) Overseas Depositories (holding DRs) (balancing figure)		0	0	0	0	0	0.0000	0	0	0	0.0000	0	0.0000	0	0.0000	NA	NA	0
(e) Any Other (BODIES CORPORATE)		17	1018000	0	0	1018000	10.5574	1018000	0	1018000	10.5574	0	10.5574	0	0.0000	NA	NA	1018000
ARYAMAN CAPITAL MARKETS LIMITED	AAHCA7893B	1	320000	0	0	320000	3.3186	320000	0	320000	3.3186	0	3.3186	0	0.0000	NA	NA	320000
DHANTERASH SUPPLIERS PRIVATE LIMITED	AADC01096R	1	206000	0	0	206000	2.1364	206000	0	206000	2.1364	0	2.1364	0	0.0000	NA	NA	206000
(e) Any Other (CLEARING MEMBER)		14	213000	0	0	213000	2.2090	213000	0	213000	2.2090	0	2.2090	0	0.0000	NA	NA	213000
(e) Any Other (NON RESIDENT INDIANS (NRI))		5	100000	0	0	100000	0.1037	100000	0	100000	0.1037	0	0.1037	0	0.0000	NA	NA	100000
SUB TOTAL (B)(3)		417	2704000	0	0	2704000	28.0423	2704000	0	2704000	28.0423	0	28.0423	0	0.0000	NA	NA	2704000
Total Public Shareholding (B) = (B)(1)+(B)(2)+(B)(3)		417	2704000	0	0	2704000	28.0423	2704000	0	2704000	28.0423	0	28.0423	0	0.0000	NA	NA	2704000

Details of the shareholders acting as persons in Concert including their Shareholding (No. and %): 0

Details of Shares which remain unclaimed may be given hear along with details such as number of shareholders, outstanding shares held in demat/unclaimed suspense account, voting rights which are frozen etc.

Note:

(1) PAN would not be displayed on website of Stock Exchange(s).

(2) The above format needs to be disclosed along with the name of following persons:

Institutions/Non Institutions holding more than 1% of total number of shares.




Table IV - STATEMENT SHOWING SHAREHOLDING PATTERN OF THE NON PROMOTER - NON PUBLIC SHAREHOLDER

Category & Name of the shareholders (i)	PAN (ii)	No. of Share holders (iii)	No. of fully paid up equity Share held (iv)	Partly paid-up equity Share held (v)	No.s of shares underlying Depository Receipts (vi)	Total no. shares held (vii)= (iv)+(v)+(vi)	Shareholding % calculated as per SCRR,1957 As a % of (A+B+C2) (viii)	Number of Voting Rights held in each class of securities (ix)			No. of Shares Underlying Outstanding convertible securities (including Warrants) (x)	Total Shareholding, as a % assuming full conversion of convertible securities as a % of diluted share capital (xi)=(vii)+(x)	Number of Locked in shares (xii)		Number of Shares pledged or otherwise encumbered (xiii)		Number of equity shares held in dematerialized form (xiv)
								No of Voting Rights		Total as a % of (A+B+C)			No. (a)	As a % of total shares held (b)	No. (Not applicable) (a)	As a % of total shares held (Not applicable)	
								Class Equity x	Class Others y								
1 Custodian/DR Holder			0	0	0	0	0.0000	0	0	0	0.0000	0	0.0000	NA	NA	0	
Total Non Promoter- Non Public Shareholding (C)=(C)(1)+(C)(2)			0	0	0	0	0.0000	0	0	0	0.0000	0	0.0000	NA	NA	0	

Note  
 (1) PAN would not be displayed on website of Stock Exchange(s).  
 (2) The above format needs to disclose name of all holders holding more than 1% of total number of shares.  
 (3) W.r.t. the information pertaining to Depository Receipts, the same may be disclosed in the respective columns to the extent information available.

